

Welcome to Finstall First School



New Parents' Information

www.finstallfirst.co.uk

Breakfast Club

Open from 7.45am and we offer toast and cereal for breakfast.

Please ask at the office for more information and about how to book.



School and routines

| | | |
|----------------|-------------------------|------------------------------------------------------------------------------------------------------------------------------------------------------------------------------------------------------|
| Morning | 8.45-8.50am | Children will enter the Reception classrooms as independently as possible. Please allow your child to come in on their own. |
| Snacks | Between 10.00 – 11.00am | Children have access to fruit throughout the morning at the Snack Bar. They have a second snack and access to milk in the afternoon. |
| | Between 1.30- 2.15pm | |
| Lunch | 11.50am – 12.45pm | Hot meals or sandwiches. Children are always closely monitored by lunch time supervisors. We will let you know if your child has not eaten much at lunch time. |
| Home | 3.20pm | Children must be collected at the doors by the appropriate adult. If your child is being collected by someone different, it must be written in the communication book and passed on to the teachers. |



Snacks



Morning snacks

Please put it in the children's book bags – it must be an actual recognisable piece of fruit / vegetable, not packets e.g. Yoyos, yoghurt raisins, cereal bars, etc.

Afternoon snacks

You may want to provide your child with a second piece of fruit/vegetable, or they can choose from our selection of fresh fruit.

Water bottles –

Please do not put them in book bags, they can leak onto the school books.

Please make sure they are easily accessible to the children and are clearly named.

PE and Outdoor Games

Indoor PE

Rabbits: Monday

Hedgehogs: Tuesday

Indoor PE kit

Please can children come to school wearing their PE kit on the day of indoor PE.

- *White t-shirt

- *Green shorts

- *Navy sweat shirt and jogging bottoms in the winter

- *Trainers

Outdoor Games

Rabbits and Hedgehogs: Thursday

Outdoor games kit

Please can children come to school wearing their tracksuit and trainers on Thursdays.

- *White t-shirt

- *Navy sweat shirt

- *Navy jogging bottoms

- *Trainers

- *Shorts in the summer



Uniform – What to wear


Please label **everything** as clearly as possible.

Yes, even socks, shoes and gloves!

Start asking your child to get themselves dressed/undressed and to try to fasten/unfasten their own buttons, zips and shoes.

Please encourage your child to independently put on and take off their jumpers and coats.

Parent / Teacher relationship



Communication books are used to pass on any information to the teachers, please keep these in your child's book bag unless you have a message or question to ask.

If you have any messages or important information, put this in the communication book and place it in the tray outside the classroom.

Structure of your child's day

The Early Years Foundation Stage Curriculum at Fininstall First School aims to develop the unique child, providing care and support in a safe environment in order to give them the best possible start to their school life.

- ✓ Fun and enjoyment!
- ✓ Learning through organised play - both child and adult initiated activities
- ✓ Opportunities to learn new vocabulary
- ✓ Access to the indoor and outdoor areas
- ✓ Carefully designed curriculum to support children to learn key knowledge and skills.



| | | | | | | | | |
|--------------------------------------------|-------------------------|------------------------------------------------------------------------------|-----------------------|--------------|-----------------------|------------------------------------------------------------------------------|--------------------------------------------------------------------------------|------------------|
| Morning Starter activity / Register | Phonics teaching | Continuous Provision Focus activity Snack | Maths teaching | Lunch | Topic Teaching | Continuous provision Focus activity Snack | Assembly Story Nursery rhymes Memory of the day | Home Time |
|--------------------------------------------|-------------------------|------------------------------------------------------------------------------|-----------------------|--------------|-----------------------|------------------------------------------------------------------------------|--------------------------------------------------------------------------------|------------------|

7 Areas of Learning

- ▶ Personal, Social and Emotional Development
- ▶ Communication and Language
- ▶ Literacy
- ▶ Mathematics
- ▶ Understanding of the World
- ▶ Physical Development
- ▶ Expressive Arts and Design



How we assess in the Early Years Foundation Stage

Baseline assessment – within the first 3-4 weeks of your child starting school.

- This helps determine what your child knows and can do.
- We use this assessment to help us plan appropriate activities to challenge your child in their learning and to help them to make progress.

We continue to assess and observe the children to make sure learning is pitched appropriately.

We spend a lot of time talking to the children, encouraging two way conversations and speaking in full sentences.

How will I know how well my child is achieving?

- We will hold baseline meetings within the first half term of your child starting school.
- Autumn Term 2- Informal Parents' Evening (Open classroom).
- Spring Term 1- Formal Parents' Evening (10 minute appointment)
- Summer Term – Written End of Year Report.

At the end of Reception, for each **Early Learning Goal (17)**, children will be given a best fit judgement of either:

Met or Not Met

Reading

We will follow the Systematic Synthetic Phonics Programme, “Essential Letters and Sounds” and phonics will be taught on a daily basis.

Every Friday, your child will be sent home with two books, each book will be labelled with a sticker:

‘I read’ – a book your child should be able to read independently, practising new sounds learned that week.

‘Read with me’ – a book to share. Your child may be able to read some of the words but may not have come across all of the sounds and may need your help.



Reading

Please encourage your child to read the 'I read' book four times within each week.



- ▶ A key part of learning to read is that children re-read words and sentences that they can decode (sound out) until they are fluent (read with ease and precision). By reading the school reading book several times, children have the greatest opportunity to achieve this fluency.
- ▶ Your child will be given a Reading Record. Please record every time that you hear your child read.
- ▶ Each week, a member of the Reception team will hear your child read individually.



Handwriting

Through mnemonics and rhymes, children are taught letter formation during our phonics lessons.

Please see the example in the book bags.

| Grapheme | Picture | Rhyme |
|----------|-------------------------------------------------------------------------------------|--------------------------------------------|
| S |  | snake – swerve around the snake |
| a |  | ant – around the head, down the body |



Forest School

Ethos/Definition

“Forest School is an inspirational process that offers ALL learners regular opportunities to achieve, develop confidence and self-esteem through hands-on learning experiences in a woodland or a natural environment with trees.”



Forest School

Sessions will normally begin after October half term. You will receive further advice and information nearer the time.

- ▶ **Rabbits class - Monday Morning**
- ▶ **Hedgehogs class- Friday Morning**
- ▶ On Forest School day, children should come to school dressed in their outdoor clothes (e.g. tracksuit bottoms, long sleeved top), waterproofs and wellies, ready to go straight out to Forest School. They should not arrive in school uniform.
- ▶ Children should also bring a bag with spare clothes, spare shoes, spare coat and a separate bag (for dirty wellies and clothes).

What does my child need to wear?

Winter

- Warm clothing as we go out in all weathers!
- Socks
- Wellies
- Trousers (tucked inside wellies)
- Jumper
- Hat
- Scarf/gloves (Thinsulate mittens)
- Waterproofs (ideally separate trousers and jacket)

Summer

- Even if it is warm, children need to wear clothing that covers their legs and arms to protect against nettles and branches.

Plastic bag for dirty clothes and wellies
Spare set of clothes as we often get messy!



Induction Day

Monday 14th July 2025

Group 1 – Morning

Group 2 - Afternoon



THE INDUCTION PROCESS

Your child will initially start in September with a 4-day induction process.

This allows your child to have a really worthwhile settling-in period, the chance to make some strong friendships, learn the rules and routines and allow the Reception team to learn what your child can do and where to go next.

They will be split into two induction groups: **Group 1** and **Group 2**.

Group 1

| Day | Session |
|-------------------------------------------------------------------|------------------------------|
| Wednesday 3 rd & Thursday 4 th September | AM 8.45-11.50am |
| Friday 5 th & Monday 8 th September | PM 12.50 - 3.20pm |
| From Tuesday 9 th September | Full time 8.45am - 3.20pm |

Group 2

| Day | Session |
|-------------------------------------------------------------------|------------------------------|
| Wednesday 3 rd & Thursday 4 th September | PM 12.50 - 3.20pm |
| Friday 5 th & Monday 8 th September | AM 8.45-11.50am |
| From Tuesday 9 th September | Full time 8.45am - 3.20pm |



Medical information


- If your child has an accident in school, that we feel you need to be made aware of, we will notify you either by telephone or in person at the end of the day.
- If your child bumps their head and it doesn't need a phone call home, they will receive a yellow wrist band. This wristband contains the time, date, and description of where your child was hurt. The teacher will also inform you at the end of the day.
- **Asthma:** Please make sure you complete a care plan and an inhaler is in school all of the time, *including induction days*.
- **Allergies and Medical conditions:** Please make us aware ASAP of any allergies or medical conditions. *A Care Plan must be completed before they come to the induction days.*
- We do not give Calpol/Nurofen/Piriton etc. in school. Any prescribed medicine must be accompanied with a medical form and handed in to the office.
- We have a 48 hour rule for sickness and diarrhoea. This is counted from the last time they had sickness/diarrhoea.

Your Pack

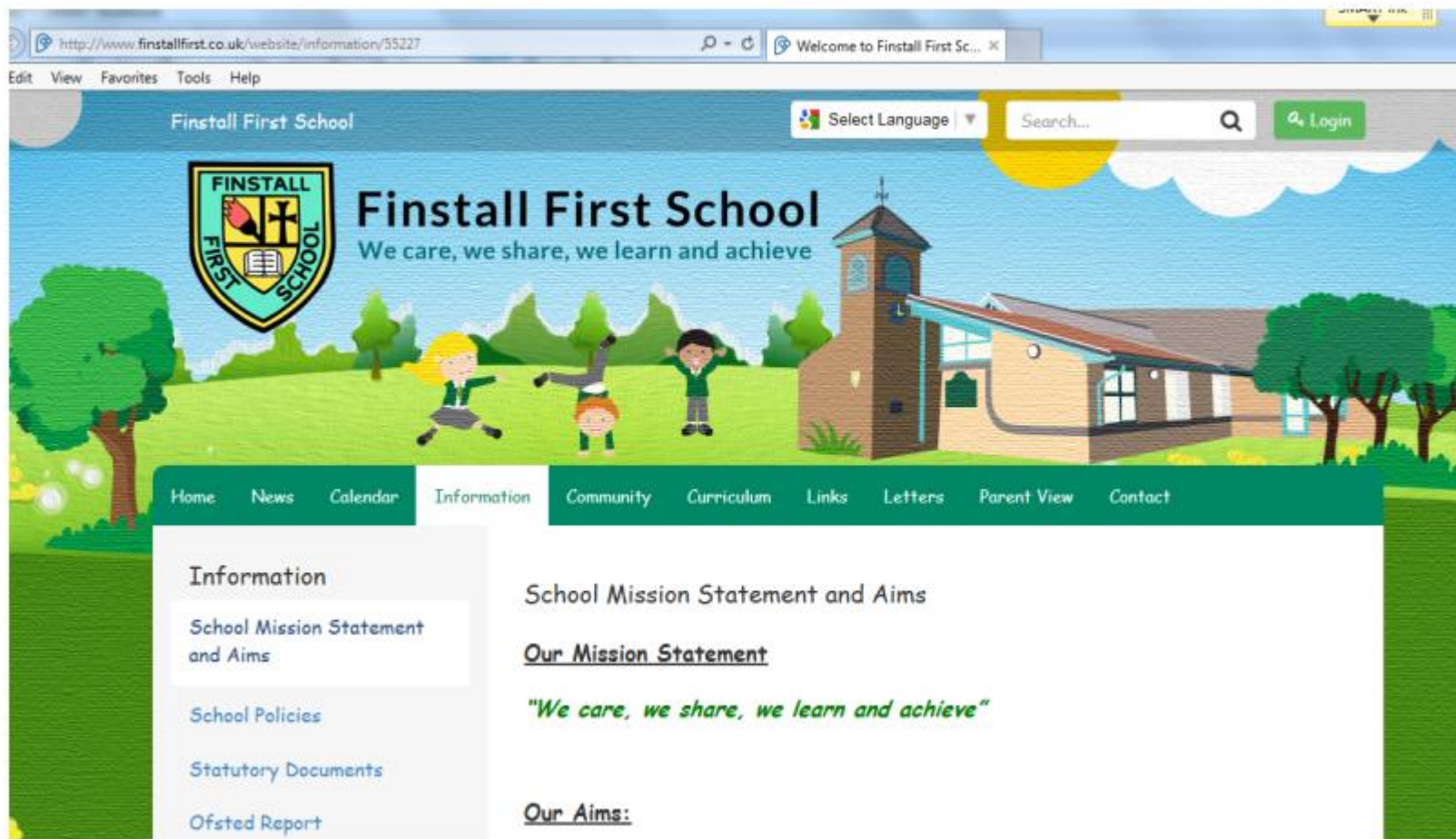
Please take the time to read through the information that we have provided inside your child's bookbag.

Please return the relevant forms to the school office as soon as possible.

Please make sure that the office staff have seen your child's birth certificate this evening.

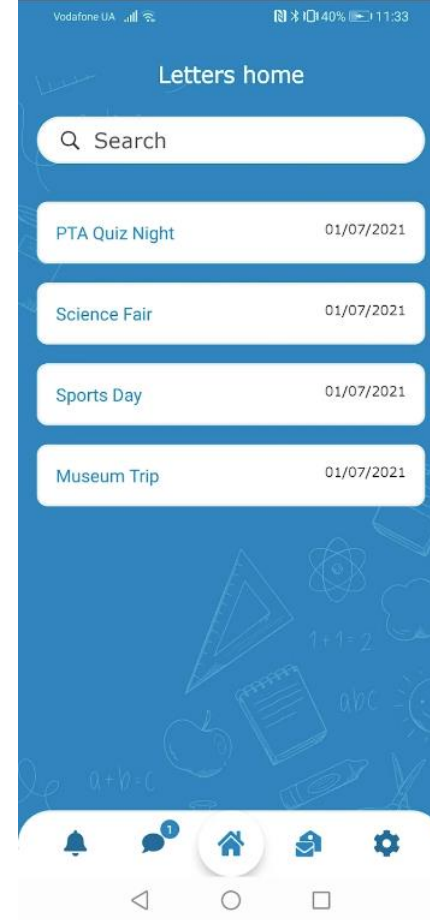
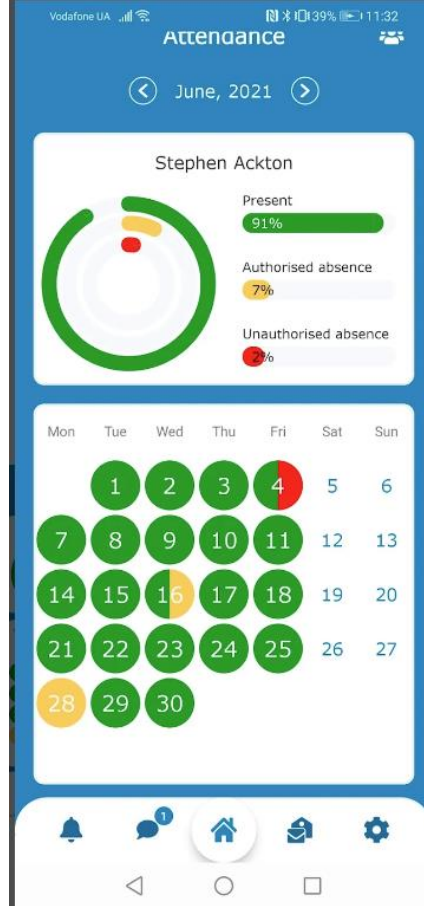


Arbor



You can find this PowerPoint on the Finstall website.

www.finstallfirst.co.uk





Seesaw 4+

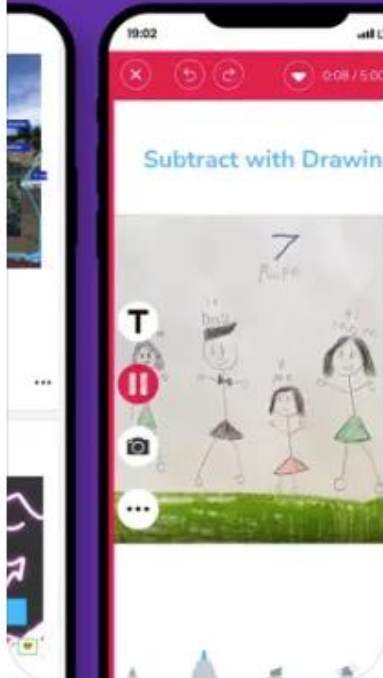
Teachers, students & families
Seesaw Learning, Inc.

★★★★★ 4.8 • 100K Ratings

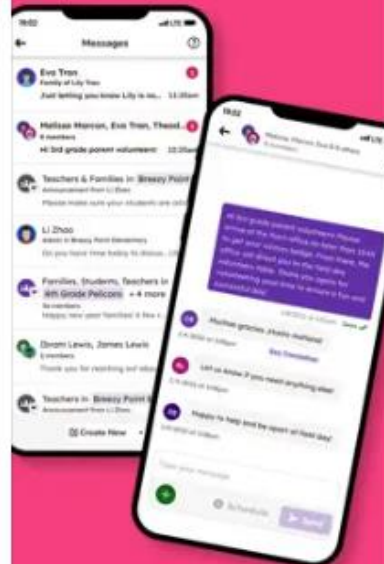
Free · Offers In-App Purchases

Screenshots [iPhone](#) [iPad](#)

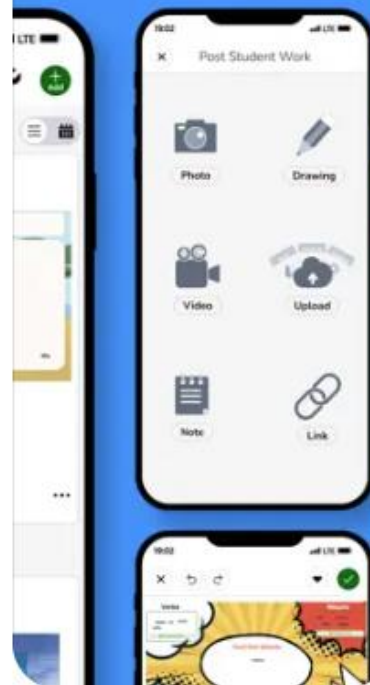
Bring students, educators and families together to elevate learning



Foster strong home-school partnerships with messaging and translations



Get insight into student thinking with expressive multimedia tools



Engage students with research-based lessons for Pre-K through 5th grade



Welcome to Finstall First School



New Parents' Information

www.finstallfirst.co.uk